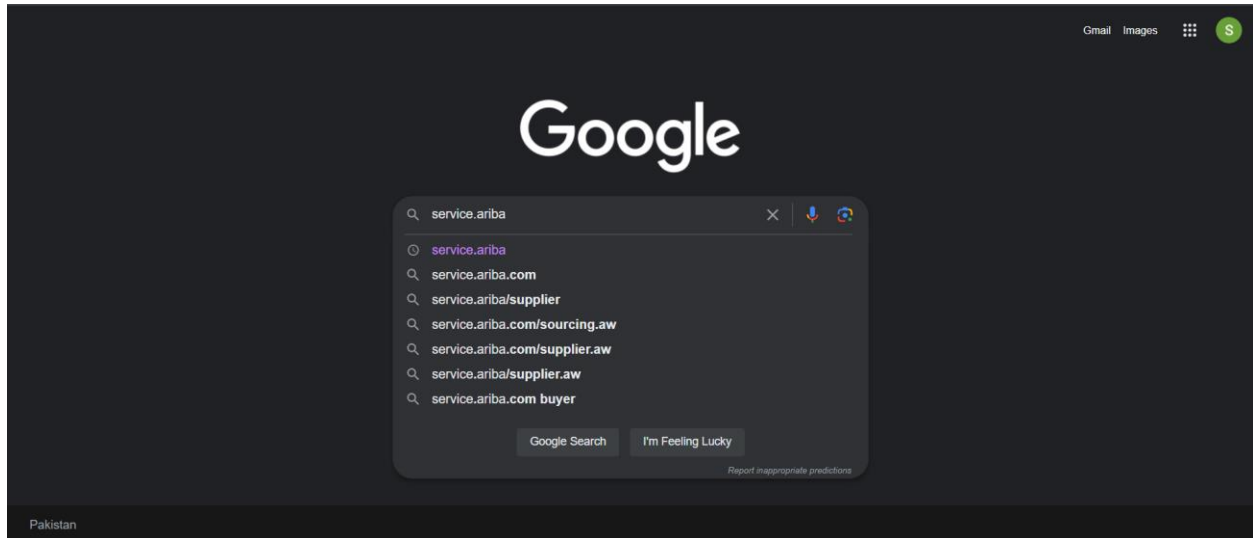


# Supplier Self Registration in Ariba Network

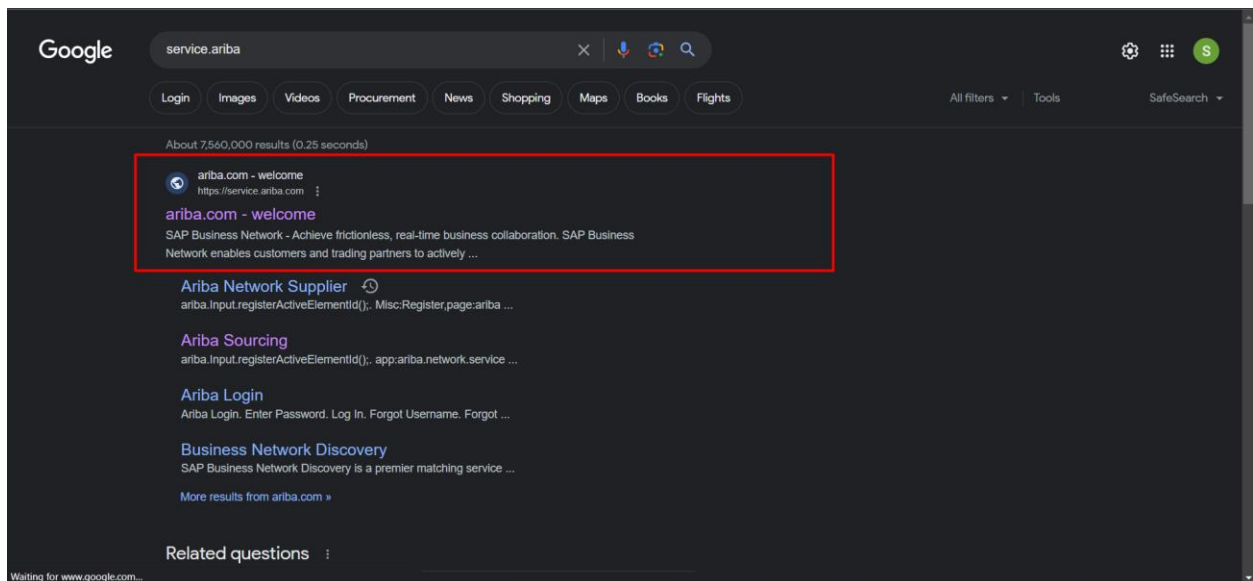
## Step 1.

Goto Google → Type **SERVICE.ARIBA**



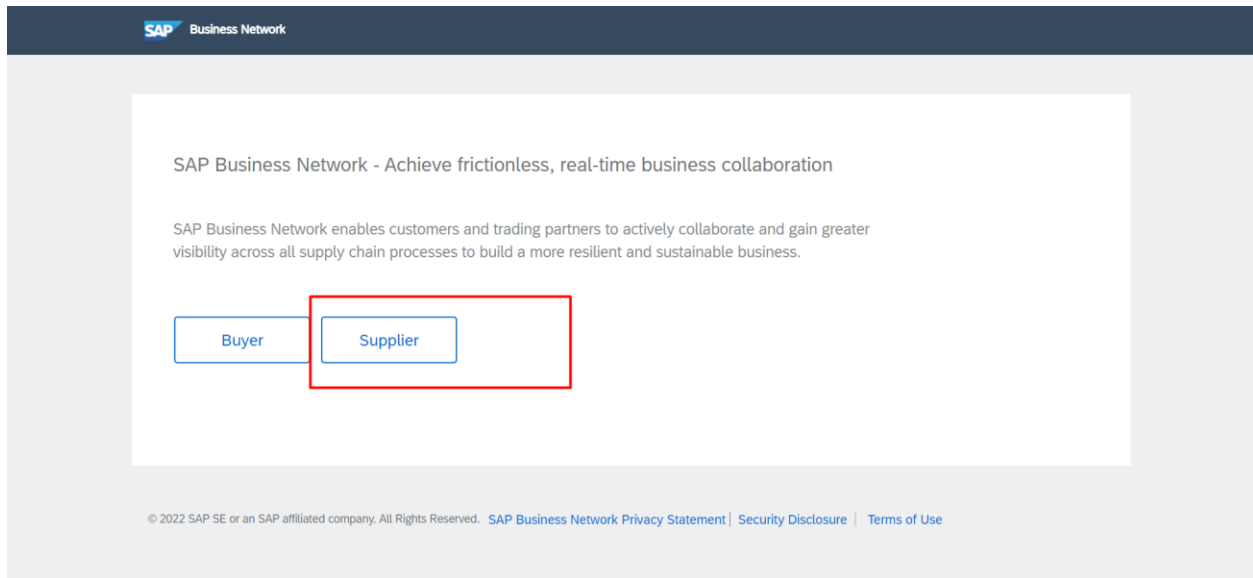
## STEP 2.

Click on the first mentioned link



# STEP 3.

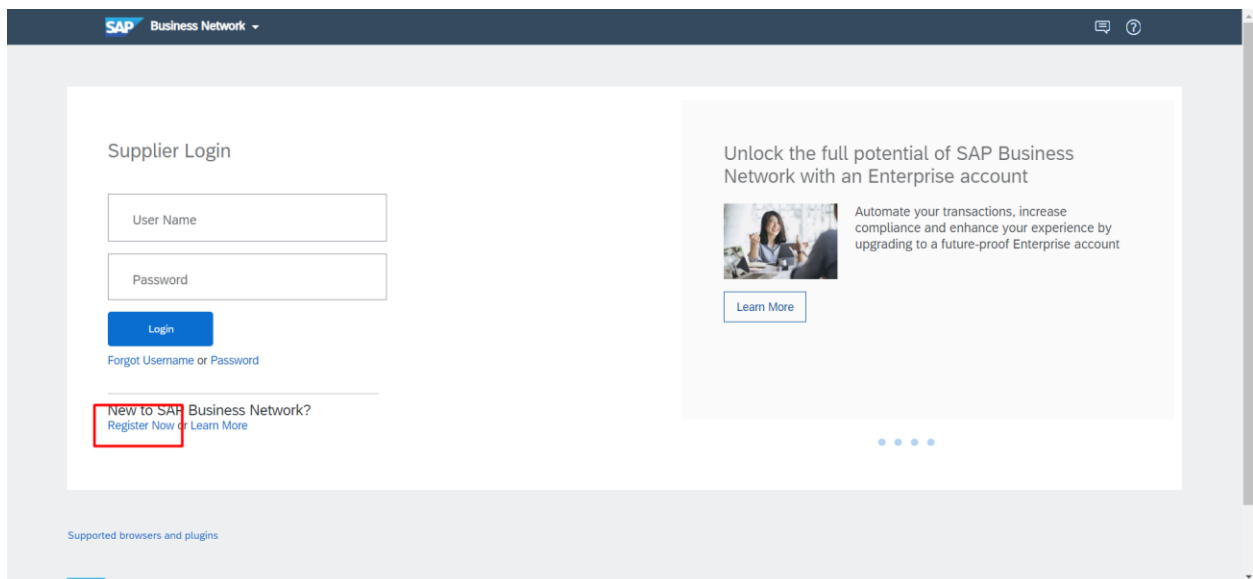
Click on **SUPPLIER**



The screenshot shows the SAP Business Network homepage. At the top, there is a dark blue header with the SAP logo and 'Business Network'. Below the header, the main content area features a white box with the following text: 'SAP Business Network - Achieve frictionless, real-time business collaboration' and 'SAP Business Network enables customers and trading partners to actively collaborate and gain greater visibility across all supply chain processes to build a more resilient and sustainable business.' Below this text, there are two buttons: 'Buyer' and 'Supplier'. The 'Supplier' button is highlighted with a red rectangular border. At the bottom of the page, there is a copyright notice: '© 2022 SAP SE or an SAP affiliated company. All Rights Reserved. SAP Business Network Privacy Statement | Security Disclosure | Terms of Use'.

# STEP 4.

Click in **REGISTER NOW**

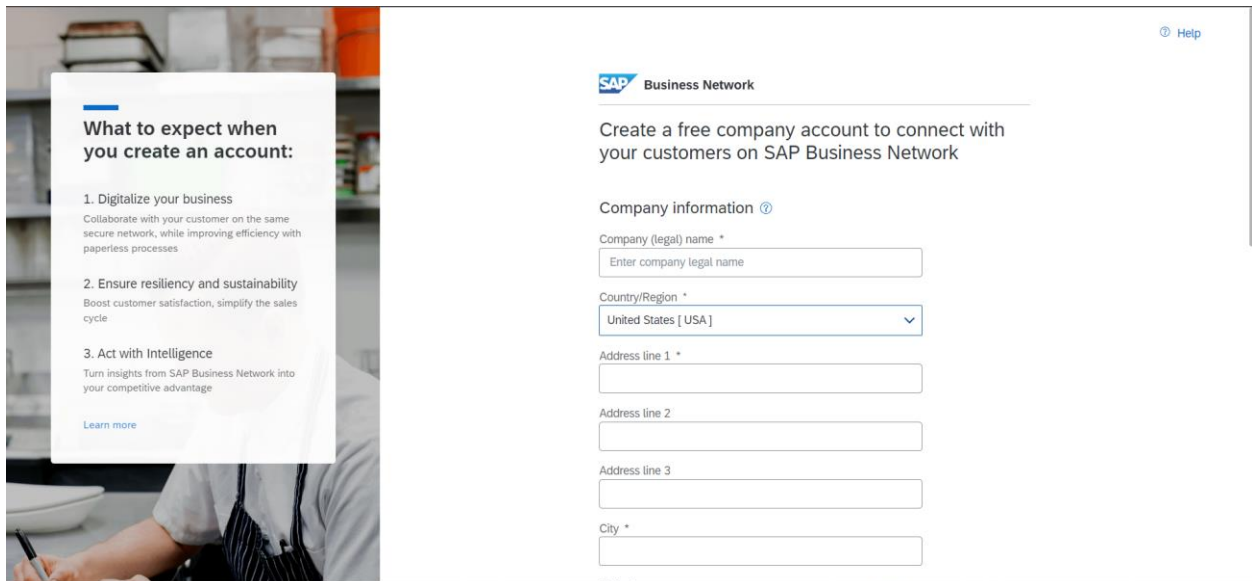


The screenshot shows the SAP Business Network Supplier Login page. At the top, there is a dark blue header with the SAP logo and 'Business Network'. Below the header, the main content area is split into two columns. The left column is titled 'Supplier Login' and contains a form with 'User Name' and 'Password' input fields, a blue 'Login' button, and a link for 'Forgot Username or Password'. Below the form, there is a section titled 'New to SAP Business Network?' with a red rectangular border around the text 'Register Now' and a link for 'Learn More'. The right column is titled 'Unlock the full potential of SAP Business Network with an Enterprise account' and features a small image of a woman working at a desk, a 'Learn More' button, and a paragraph of text: 'Automate your transactions, increase compliance and enhance your experience by upgrading to a future-proof Enterprise account'. At the bottom of the page, there is a link for 'Supported browsers and plugins'.

# STEP 5.

Enter the Required details

- Company name
- Country Region
- Address
- City
- State
- Postal code
- First name
- Last name
- Email address
- Password
- Business Role



The screenshot shows the SAP Business Network registration interface. On the left, there is a white overlay box with the heading "What to expect when you create an account:" and three numbered points: 1. Digitalize your business, 2. Ensure resiliency and sustainability, and 3. Act with Intelligence. On the right, the main registration form is visible, featuring the SAP Business Network logo, a "Help" link, and a form titled "Company information" with fields for legal name, country/region (set to USA), and address lines.

**What to expect when you create an account:**

- 1. Digitalize your business**  
Collaborate with your customer on the same secure network, while improving efficiency with paperless processes
- 2. Ensure resiliency and sustainability**  
Boost customer satisfaction, simplify the sales cycle
- 3. Act with Intelligence**  
Turn insights from SAP Business Network into your competitive advantage

[Learn more](#)

**SAP Business Network** [Help](#)

Create a free company account to connect with your customers on SAP Business Network

**Company information** ⓘ

Company (legal) name \*


Country/Region \*

Address line 1 \*

Address line 2

Address line 3

City \*

Administrator account information ⓘ

First name \*  Last name \*


Email \*

Use my email as my username

Password \*  Repeat password \*

Business role \*

- I have read and agree with the [Terms of Use](#).
- I hereby agree that SAP Business Network will make parts of my (company) information accessible to other users and the public based on my role within the SAP Business Network and the applicable profile visibility settings. Please see the [Privacy Statement](#) to learn how we process personal data.



# STEP 6.

Check on the below boxes

Use my email as my username

Password \*  Repeat password \*

Business role \*

- I have read and agree with the [Terms of Use](#).
- I hereby agree that SAP Business Network will make parts of my (company) information accessible to other users and the public based on my role within the SAP Business Network and the applicable profile visibility settings. Please see the [Privacy Statement](#) to learn how we process personal data.

I'm not a robot

[Create account](#)



# STEP 7.

Click on **CREATE ACCOUNT**.

Username


Use my email as my username

Password \*  Repeat password \*


Business role \*  
Choose your primary business role

I have read and agree with the [Terms of Use](#).

I hereby agree that SAP Business Network will make parts of my (company) information accessible to other users and the public based on my role within the SAP Business Network and the applicable profile visibility settings. Please see the [Privacy Statement](#) to learn how we process personal data.

I'm not a robot  [Privacy](#) [Terms](#)

**Create account**

 © 2021 SAP SE or an SAP affiliate company. All rights reserved. [Privacy Statement](#) [Security Disclosure](#) [Terms of Use](#)

# STEP 8.


Once the **CREATE ACCOUNT** is selected, system will send the verification email to mentioned email id

Help

## Please confirm your email address

Check your email at [demosupplier111@gmail.com](mailto:demosupplier111@gmail.com) and follow the steps in the email to confirm your email address in the next **72 hours**.

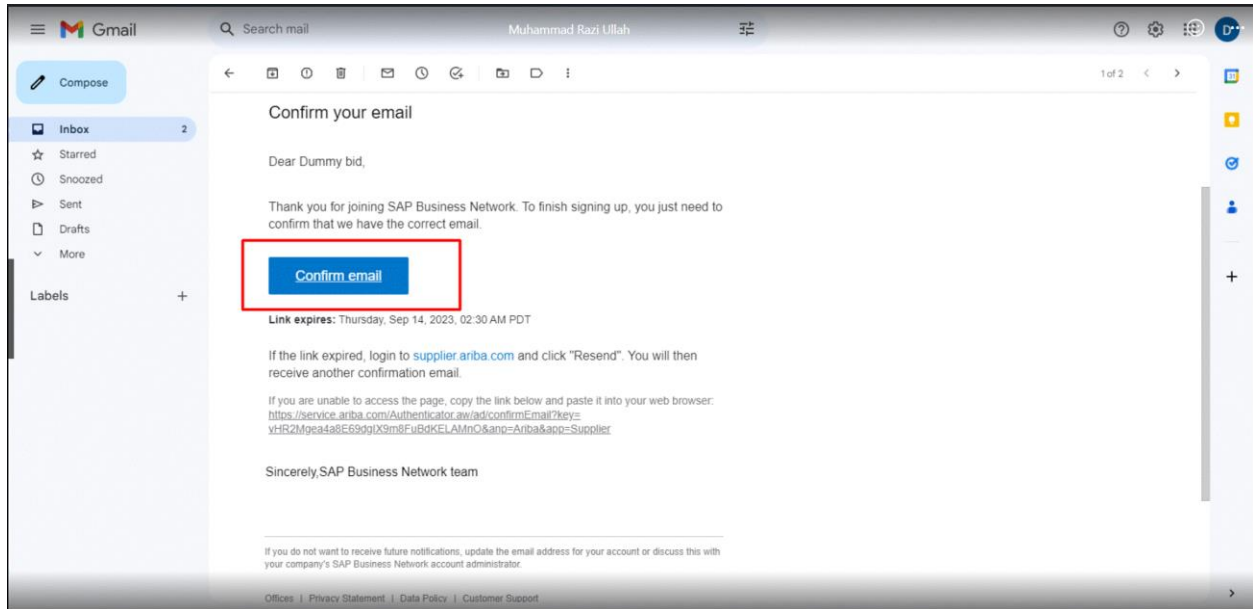
[> If you did not receive the email:](#)



Connecting...

# STEP 9.

Verification email will be received in an email, open email, you will receive an email from **SAP ARIBA**, click on **CONFIRM EMAIL** to verify. Email will be confirmed





## **Buyer invites Supplier to Join Ariba Network**

### **STEP 1.**

You will receive the email from your buyer that “XYZ Company” has registered you on their Ariba Spend Management site. Before you can access “XYZ Company’s” events, you must register on the Ariba Commerce Cloud. Press [Click here](#) to register on Ariba Commerce Cloud and access your account.

TEST has registered you as a user on their Ariba Spend Management site. Before you can access events, you must register on the Ariba Commerce Cloud.

[Click Here](#) to register on the Ariba Commerce Cloud and access your account.

If you are unable to launch a browser using this link, copy the link and paste it into the address bar of any of the supported Web browsers to form a single-line URL.

[http://pel-T.supplier.mn1.ariba.com?awsso\\_tkn=24PYMduiHJ5c08dd3aa1fc0103](http://pel-T.supplier.mn1.ariba.com?awsso_tkn=24PYMduiHJ5c08dd3aa1fc0103)

**NOTE: This URL is only valid for 30 days. Make sure to register on the Ariba Commerce Cloud before the link expires. After you register on the Ariba Commerce Cloud, you can no longer use this link.**

Thank you,  
Ariba, Inc. Administrator



## STEP 2.

It'll take you to the Ariba Network Site, where you'll have choice to Sign up if you don't already have the account or log in if you already have the account. If you already have the account, then you don't need to create new account. 4. When you click on Sign Up it'll take you to the registration page. Fill the form with your legal company information i.e., **Name, Country, City, Address, Postal Code** and fill all the other required fields.

# Ariba Sourcing

Have a question? [Click here to see a Quick Start guide.](#)

Welcome to the Ariba Network. A password reset request was issued from Pakistan Railways – Test's site.

New to the Ariba Network? Sign up to register your user account. [Sign up](#)

Already have an account? [Log in](#)

## About Ariba Network

The Ariba Network is your entryway to all your Ariba seller solutions. You now have a single location to manage all of your activities regardless of which Ariba solution your customers are using. Once you have completed the registration, you will

- Respond more efficiently to your customer requests
- Work more quickly with your customers in all stages of workflow approval
- Strengthen your relationships with customers using an Ariba Network solution
- Review pending sourcing events for multiple buyers with one login
- Apply your Company Profile across Ariba Network, Ariba Discovery and Ariba Sourcing activities





## STEP 3.

Once you click on the sign-up option the following below screen will appear where you have to first fill the following company fields.

- 1: Company name
- 2: Company Region
- 3: Address
- 4: City
- 5: Postal code
- 6: State

SAP Ariba Proposals and Questionnaires

Create account Create account and continue Cancel

First, create an SAP Ariba supplier account, then complete questionnaires required by Pakistan Railway - TEST.

### Company information

\* Indicates a required field

Company Name:\* International computer.co

Country/Region:\* Pakistan [PAK] If your company has more than one office, enter the main office address. You can enter more addresses such as your shipping address, billing address or other addresses later in your company profile.

Address:\* Khayaban-e-sehar 1f11/2 defence Karachi, Pakistan  
Lane 4  
Lane 4

City:\* Karachi

Postal Code:\* 74600

State: Sindh [PK-SD]

### User account information

Name:\* International Computer.co [SAP Business Network Privacy Statement](#)

After completing your company details. Scroll down to fill the details of the user. Initially when you enter the details of the user it automatically became the administrator user. You can change the admin user later in Ariba Network>Company Setting. When you click the link that was on the email from the buyer's organization some of these fields might already be populated with the data. Fill the fields which are empty and check the pre-populated fields to make sure that data is entered correctly.



## User account information

\* Indicates a required field

Name: \*

Email: \*

Use my email as my username

Username: \*

Password: \*

Language:

Email orders to: \*

[SAP Ariba Privacy Statement](#)

Must be in email format(e.g john@newco.com) ⓘ

Must contain a minimum 8 characters including letters and numbers. ⓘ

The language used when Ariba sends you configurable notifications. This is different than your web b...

Customers may send you orders through Ariba Network. To send orders to multiple contacts in your organization, create a distribution list and enter the email address here. You can change this anytime.

Read the terms and conditions and check the checkboxes given at the end of the form and click Register.

### Tell us more about your business ▶

Ariba will make your company profile, which includes the basic company information, available for new business opportunities to other companies. If you want to hide your company profile, you can do so anytime by editing the profile visibility settings on the Company Profile page after you have finished your registration.

By clicking the Register button, you expressly acknowledge and give consent to Ariba for your data entered into this system to be transferred outside the European Union, Russian Federation or other jurisdiction where you are located to Ariba and the computer systems on which the Ariba services are hosted (located in various data centers globally), in accordance with the Ariba Privacy Statement, the Terms of Use, and applicable law.

You have the right to access and modify your personal data from within the application, by contacting the Ariba administrator within your organization or Ariba, Inc. This consent shall be in effect from the moment it has been granted and may be revoked by prior written notice to Ariba. If you are a Russian citizen residing within the Russian Federation, You also expressly confirm that any of your personal data entered or modified in the system has previously been captured by your organization in a separate data repository residing within the Russian Federation.

I have read and agree to the [Terms of Use](#)

I have read and agree to the [SAP Ariba Privacy Statement](#)

Register

Cancel




# STEP 4

You'll receive the email with the link to activate your account. Click the link and it'll take you to your Ariba Network Profile. 8. When you click the link in the email, it'll take you to the dashboard of your Ariba Network. Where you can see your suppliers and events and tasks affiliated with specific supplier.

## Action Required: Activate your account



**Ariba Commerce Cloud** <ordersender-prod@ansmtp.ariba.com>  
to me ▾

SAP Ariba 

Thank you for registering your Ariba account. To complete the registration process we just need to verify your email address. Please click on the following link to confirm your address. This link will take you directly to your account where you can start using Ariba Network.

[Click here to activate your Ariba account.](#)

If you are unable to launch a browser using this link, copy the link and paste it into the address bar of any of the supported Web browsers to form a single-line URL.

<https://service.ariba.com/Authenticator.aw/ad/confirmEmail?key=1pkenptA|SQ|SqYZruX|Kx0oZ|s.JMi&app=Ariba&app=Supplier>

After your registration process is complete, use the following URL to log in to your account:  
<http://supplier.ariba.com>

Sincerely,

**The SAP Ariba Team**

<https://discovery.ariba.com>



# STEP 5

On this page you can provide information in RFI, RFP and participate in Auction. You can also see the events which are open, events on which you already bided and the upcoming events.

There are no matched postings.

Welcome to the **Ariba Spend Management** site. This site assists in identifying world class suppliers who are market leaders in quality, service, and cost. Ariba, Inc. administers this site in an effort to ensure market integrity.



[Home](#)

## Events

Title	ID	End Time ↓	Event Type	Participated
No items				

## Registration Questionnaires

Title	ID	End Time ↓	Status
▼ Status: Open (1)			
<a href="#">Supplier Registration Questionnaire</a>	Doc1593930492	9/17/6106 5:13 PM	Registered

## Qualification Questionnaires

Title	ID	End Time ↓	Commodity	Regions	Status
▼ Status: Open (2)					
<a href="#">IT Services Internal Questionnaire</a>	Doc1595525458	8/25/2023 4:39 PM	All Commodities All	All All	Qualification Started
<a href="#">Supplier Qualification</a>	Doc1595525457	8/25/2023 4:39 PM	All Commodities All	All All	Qualification Started

## Questionnaires

Title	ID	End Time ↓	Commodity	Regions	Status
-------	----	------------	-----------	---------	--------